

LIGHT  
NEODYMIUM  
COMPONENTS



CARBON FIBER  
CONE



MULTIPLE PRESETS  
AVAILABLE with external  
Amate Audio amplifier & DSP



HIGH RESISTANCE  
POLYUREA®  
PAINT



ACCESSORIES FOR  
EASY INSTALLATIONS

The most compact system in the NÍTID series. The 6" single woofer and 1" dome tweeter configuration is housed in an enclosure of minimal dimensions, enabling its application in all kinds of installations that demand the highest sound quality from a loudspeaker system with the most discreet possible form factor.

## KEY FEATURES

### TRANSDUCERS TECHNOLOGY

Two-way full range passive speaker system composed by one direct radiating 1,5-inch voice coil, neodymium magnet 6" loudspeaker and one 1-inch voice coil diameter, titanium diaphragm neodymium magnet tweeter.

### POWER & CONTROL

200 W continuous power in musical program.

An accurate internal passive crossover achieves an optimum performance while including a protection on high frequency driver.

Double Speakon NL4MP® (input & link).

Recommended presets available for DSP206, DSP608 and TPD.

### DESIGN & ACCESSORIES

1,5mm speaker grille with black mesh, exclusively designed with an optimum perforation gradient and attractive appearance.

Multilayer birch plywood cabinet with Polyurea® coating, offering maximum reliability and strength for touring as well as for high demanding applications.


M8 rigging points for easy flying.

35mm diameter pole mount socket mounted on the bottom side, for a standard tripod.

## TECHNICAL FEATURES

Power (musical program)	200 W
Power (r.m.s)	100 W
Nominal Impedance	8 Ω or 16 Ω available
SPL(1W/1m)	92 dB
Maximum SPL (continuous/1m)	115 dB
Maximum SPL (peak/1m)	118 dB
Crossover frequency	3k3 Hz
Frequency Response (-10dB)	64 Hz – 20 kHz
Components	LF - MF HF
	6" neodymium woofer with carbon fiber cone (1,5" voice coil) 1" titanium diaphragm neodymium tweeter
Directivity (H x V)	90° x 70°
Directivity factor (Q)	12.6
Directivity Index (DI)	11 dB
Weight	5,9 kg
Finish	Multilayer birch plywood with high resistant black Polyurea® coating
Dimensions (H x W x D)	370 x 220 x 226 mm
Grille	1,5 mm steel with black acoustic mesh
Rigging	M8 points
Connectors	1x Speakon NL4MP input / 1x Speakon NL4MP link
Available colors	Black and white

## DISCOVER NÍTiD



## UNIQUE DESIGN

Distinguishing details include the speaker grille, exclusively designed for an attractive appearance, maximum protection, and with **the best performance coefficient in the market, for improved sound quality**. The Polyurea® finish offers durable protection for the birch-ply cabinet. A wide range of accessories is provided for whatever your application is.



## THE PERFECT BALANCE

NÍTiD series is the culmination of an intensive program of research, development and optimization, to achieve the greatest possible power and performance from the most compact sized cabinet. Every aspect of its form factor has resulted from examination and consideration of optimum acoustic response, ergonomics, construction and appearance.



TOP VIEW



BOTTOM VIEW



SIDE VIEW

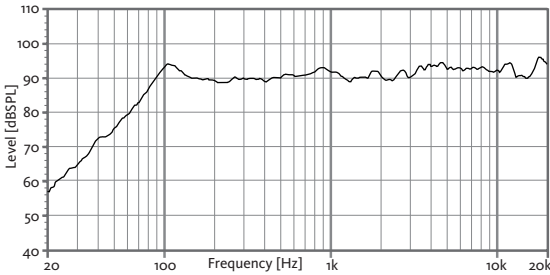


FRONT VIEW

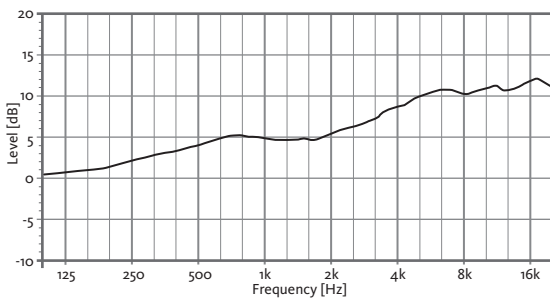


REAR VIEW

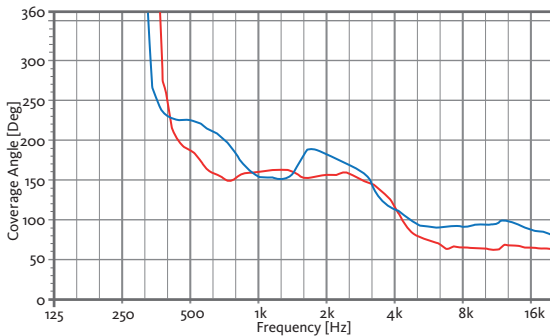
### FREQUENCY RESPONSE 1w/1m



### DIRECTIVITY INDEX (DI)

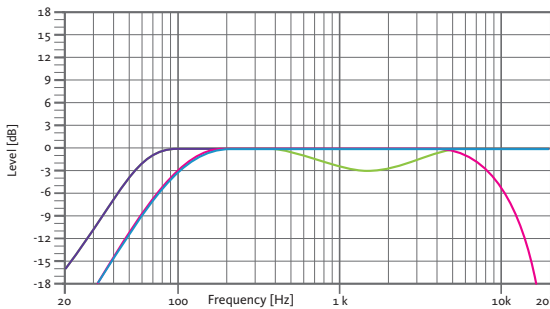


### HORIZONTAL & VERTICAL BEAMWIDTH (-6dB point)



HORIZONTAL VERTICAL

### RECOMMENDED PRESETS with external Amate Audio DSP



**FLAT**

Flat response

**NEARFIELD**

-3 dB mid frequencies  
(400 Hz - 4 kHz)

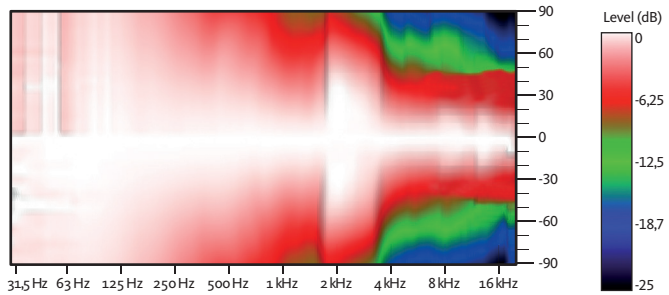
**SPEECH**

HPF 100 Hz  
LPF 8 kHz

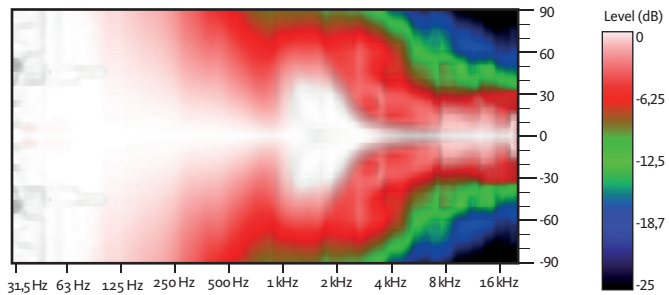
**XOVER**

HPF 100 Hz

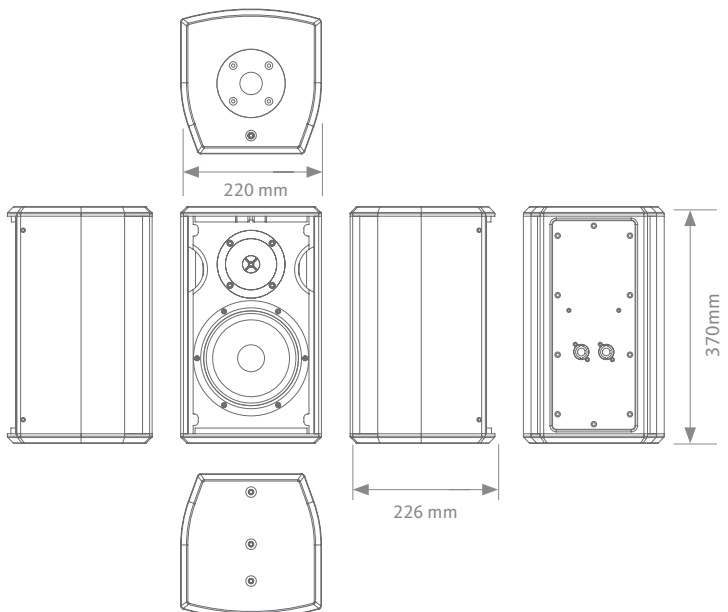
### COBERTURA HORIZONTAL



### VERTICAL COVERAGE



### CAD DRAWING SCHEME



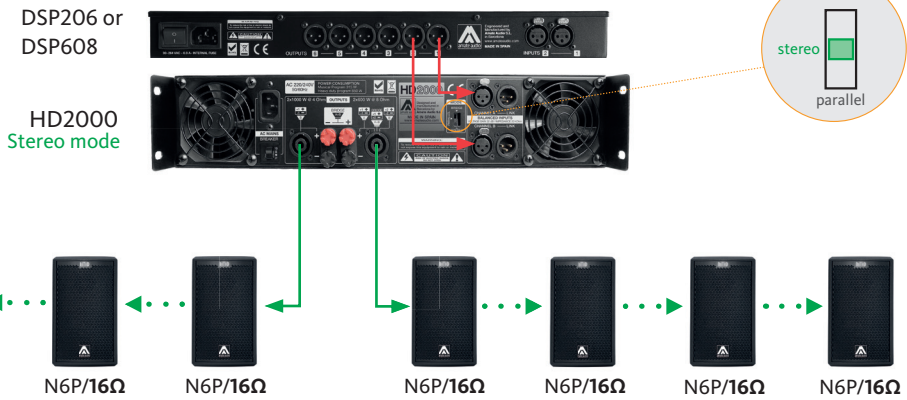
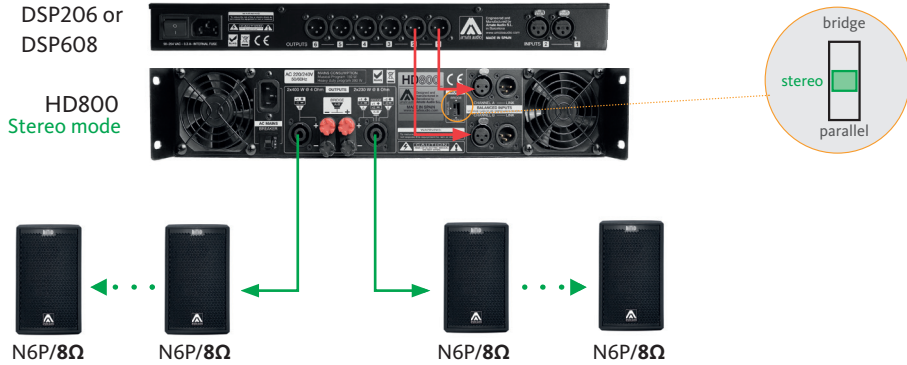
### RECOMMENDED CONFIGURATIONS

#### FOR N6P/8Ω (4 units)

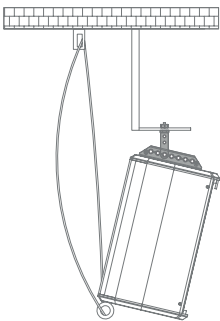
Connect the amplifier's output to the Speaker's input of the first cabinet. Then, make a bridge from the first cabinet to the second one. This configuration allows you to connect up to four cabinets to the same amplifier.

#### FOR N6P/16Ω

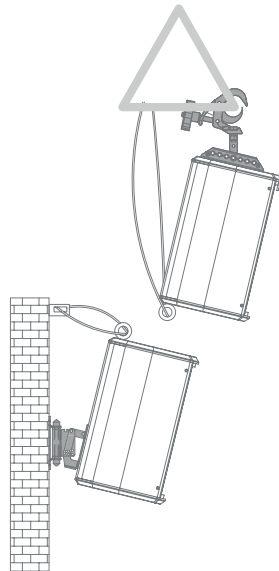
Connect the amplifier's output to the Speaker's input of the first cabinet. Then, make a bridge from the first cabinet to the second one and thus, sequentially. This configuration allows you to connect up to eight cabinets to the same amplifier.



#### VERTICAL COLUMN-MOUNT HR-S + SC-15



#### VERTICAL WALL-MOUNT SP-6N + SC-15



#### VERTICAL TRUSS-MOUNT HR-S/GT + SC-15

#### ACCESSORIES

##### FLYING BAR HR-S



##### FLYING BAR WITH HOOK HR-S/GT



##### TELESCOPIC DISTANCE ROD SP-CRTL

ø: 35 mm  
Length:  
55 cm ~ 90 cm  
Thread: M20



##### SAFETY SLING SC-15



##### WALL MOUNT BRACKET SP-6N

