

KEY15NA

15" TWO-WAY ACTIVE SPEAKER SYSTEM

KEY



The combination of multilayer plywood cabinets covered with resistant black matt paint, optimized steel grille, ergonomic handles and carefully selected transducers, allows **KEY** to have an unbeatable price to quality ratio.

Exceptionally reliable and flexible with its double function as main PA system or stage monitor **KEY15NA** is the ideal option for both fix and live sound applications on tight budgets.

KEY. *Unlock the beat!*

MAIN FEATURES

Versatile trapezoidal-wedge shape for use in PA systems or as on-stage monitor.

15" woofer with 2.5" voice coil. Neodymium magnet

1" Kevlar diaphragm driver coupled to a 70° x 40° dispersion horn.

Built-in DSP with factory presets.

Optimized protective metal grille.

M8 rigging points.

Ø 35 mm top hat socket.

La combinación de recintos de madera multicapa cubiertos de resistente pintura negra mate, con una optimizada reja de acero, asas ergonómicas y transductores seleccionados cuidadosamente permiten que la gama **KEY** tenga una relación calidad-precio imbatible.

Fiable, resistente y flexible con su doble función como equipo principal o monitor de escenario **KEY15NA** es la solución ideal para ser utilizada tanto en instalaciones fijas como en aplicaciones en directo de presupuesto ajustado.

KEY. *Unlock the beat!*

CARACTERÍSTICAS PRINCIPALES

Versátil formato trapezoidal-cuña para uso como monitor de escenario.

Altavoz de 15" con bobina de 2,5". Imán de neodimio

Motor de 1" con diafragma de Kevlar acoplado a bocina de dispersión 70° x 40°.

Procesamiento mediante DSP que incorpora presets de fábrica.

Optimizada reja protectora de acero.

Puntos de suspensión M8.

Vaso para trípode Ø 35 mm

KEY15NA

15" TWO-WAY ACTIVE
SPEAKER SYSTEM

KEY



VIEW WITHOUT GRILLE



REAR VIEW



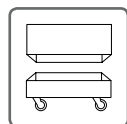
STAGE MONITOR POSITION

TECHNICAL FEATURES

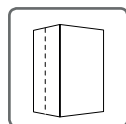
KEY15NA

Amplifier	450 W + 150 W
Input sensitivity	8 dBu
Input Impedance	20 k Ω
Maximum input level	20 dBu
Mains	Universal Switch Mode Power Supply 85-265 V / 45-65 Hz
Average current draw (Heavy duty musical program)	0.7A
Standby Mode Consumption	< 5 W
SPL (1 m)	127 dB continuous 130 dB peak
Built-in DSP	48 bit
Built-in delay line	118 ms / 40 m
AD/DA converters	24 bit - 48 kHz
Frequency response (-10 dB)	45 Hz - 18 kHz
Components LF HF	15" woofer (2.5" v.c) neodymium magnet 1" Kevlar driver
Directivity (HxV)	70° x 40°
Dimensions (HxWxD)	688 x 474 x 440 mm
Weight	20.9 kg
Finish	Multilayer plywood Front steel grille with foam Black matt ecological paint

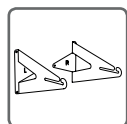
ACCESSORIES



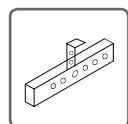
FC-KEY15




NC-KEY15




UB-L




HR-L




HR-L/GT



SP/CRTL



SC-15



ACR-M8